



Digital Entertainment and Home Automation at Your Fingertips

Put the world of digital entertainment and the convenience of home control where it belongs—at your fingertips.

Our LifePoint® high-definition in-wall touch panel gives you complete home control and digital entertainment—anywhere in your home.

Digital Entertainment

Your entire music collection, complete with album art, is available on-screen. Pause live TV, enjoy high-definition video or watch four television streams simultaneously (requires Life|vision™).

Home Automation

Simply touch LifePoint's high-resolution screen to effortlessly adjust your home's lighting, thermostats, and shades, or monitor your live camera feeds and security systems. Enact Life|scenes™ to automatically set your home's lighting, climate, audio, shades, and security systems to predefined levels. LifePoint lets you do it all.

Features

- Install anywhere in the house or room
- Available in 8.9" and 12.1" screen sizes in black, white, cream, or primed for field finish
- Automatically adjusts display brightness to the room's lighting level
- Unique power-save feature dims the display when not in use
- HDTV support
- 16:9 widescreen format
- Stereo speakers and microphone

Models

8.9"	12.1"	Color
LPT-89B	LPT-121B	Black
LPT-89W	LPT-121W	White
LPT-89C	LPT-121C	Cream
LPT-89P	LPT-121P	Primed





Hardware Specifications

Operating System – Windows® XP Embedded Operating System

Processor – 2GHz Intel® Pentium® M processor

Memory – 1 GB RAM

Hard Drive – 60 GB, 7200 RPM hard drive

LCD Luminance – 8.9": 220 cd/m2
– 12.1": 250 cd/m2

Touch Overlay – capacitive, 90% light transmission

Stereo Speakers – 2 watts each

Microphone – Condenser (for future use)

Weight

8.9" – 4 lbs.

12.1" – 5 lbs.

Environmental Conditions

Operating Ambient Temperature – 45° F (7° C) to 75° F (24° C)

Humidity – 10% to 90% (non-condensing)

Endurance – 225 million touches without degradation

Cleaning – Clean with lint-free, soft, slightly damp cloth

Connections

Power – 13.5 VDC (through included internal power supply)

LAN – 10/100/1000 Base-T Ethernet (RJ-45 jack)

USB (2) – USB 2.0/1.1 (installer access only)

Audio – Stereo line out via 3-conductor screw terminal

Aux. USB (1) – USB 2.0/1.1 via 4-conductor screw terminal (reserved for future use)

Wiring Requirements

Ethernet – CAT6 cable recommended (CAT5e acceptable)

Power – 16/2 or 14/2 UL® Listed low-voltage cable (depending on distance from power supply)

Audio – 16/4 shielded with ground-loop isolator at amplifier or CAT6/CAT5e with audio balance and ground-loop isolator at amplifier

System Updates

Can be manually or automatically implemented via the network

Warranty

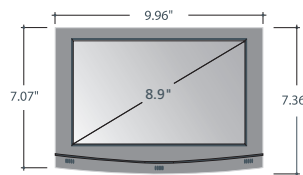
Parts – 1 year

Labor – 90 days

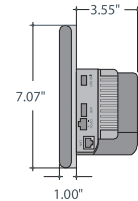
Effective from date of shipment to the dealer

Dimensions:

Life|point 8.9"

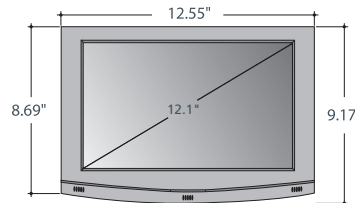


Front View

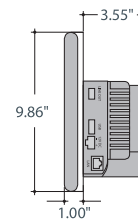


Side View

Life|point 12.1"

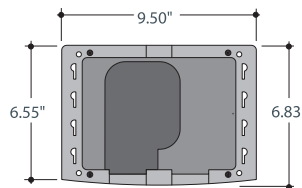


Front View

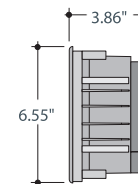


Side View

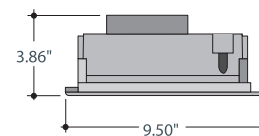
Life|point Back Box



Front View



Side View



Top View

Life|point New Construction Bracket

